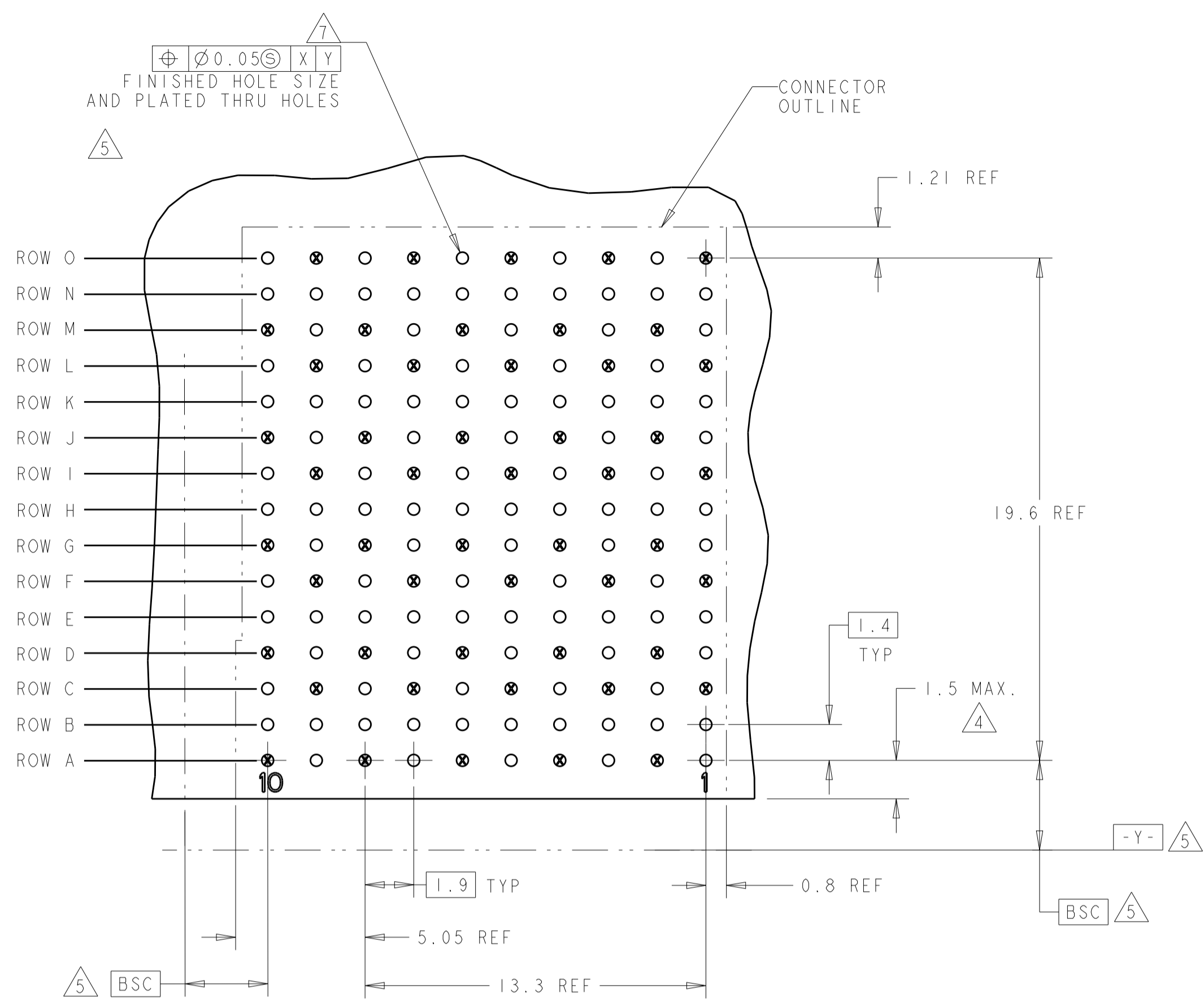
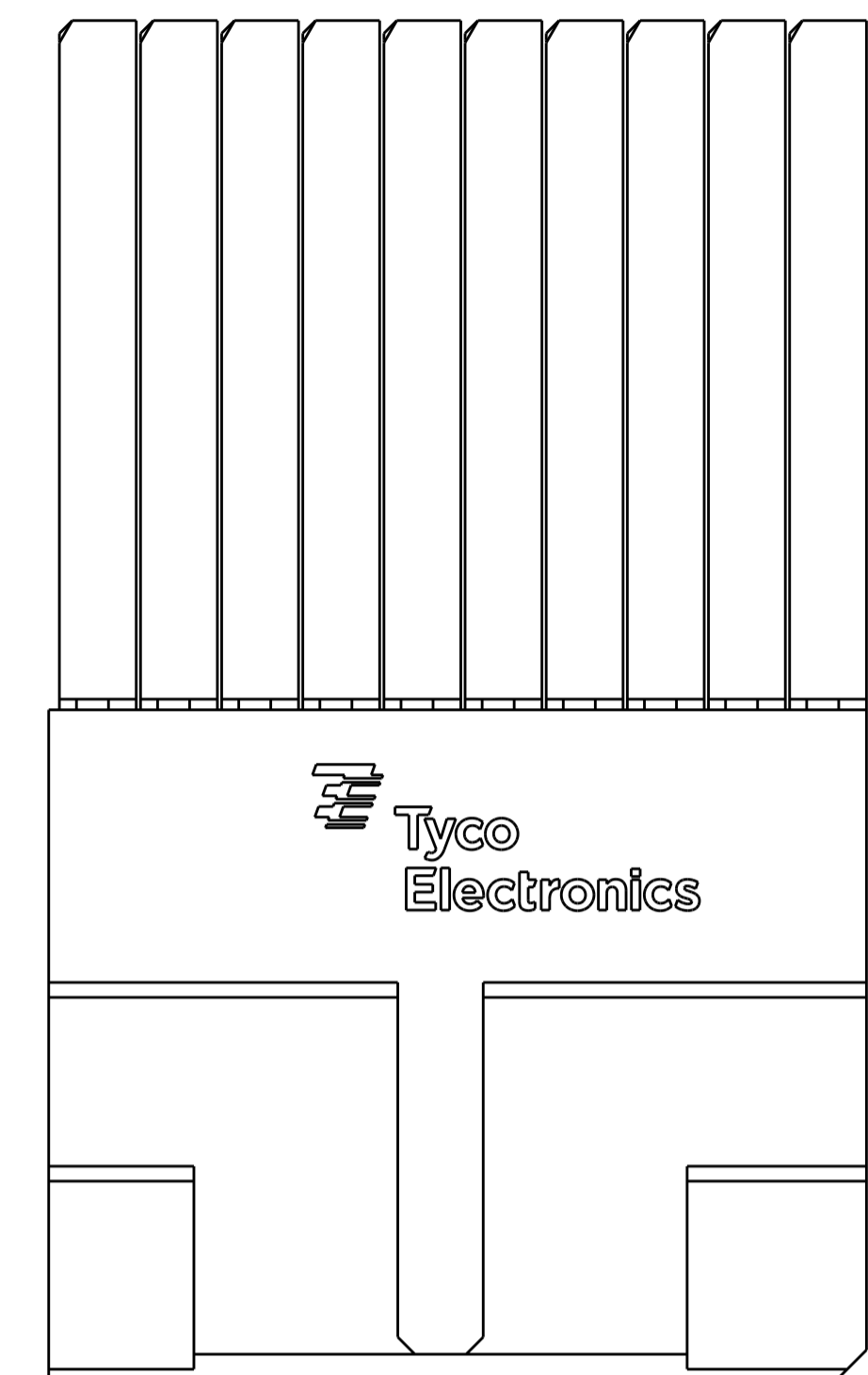


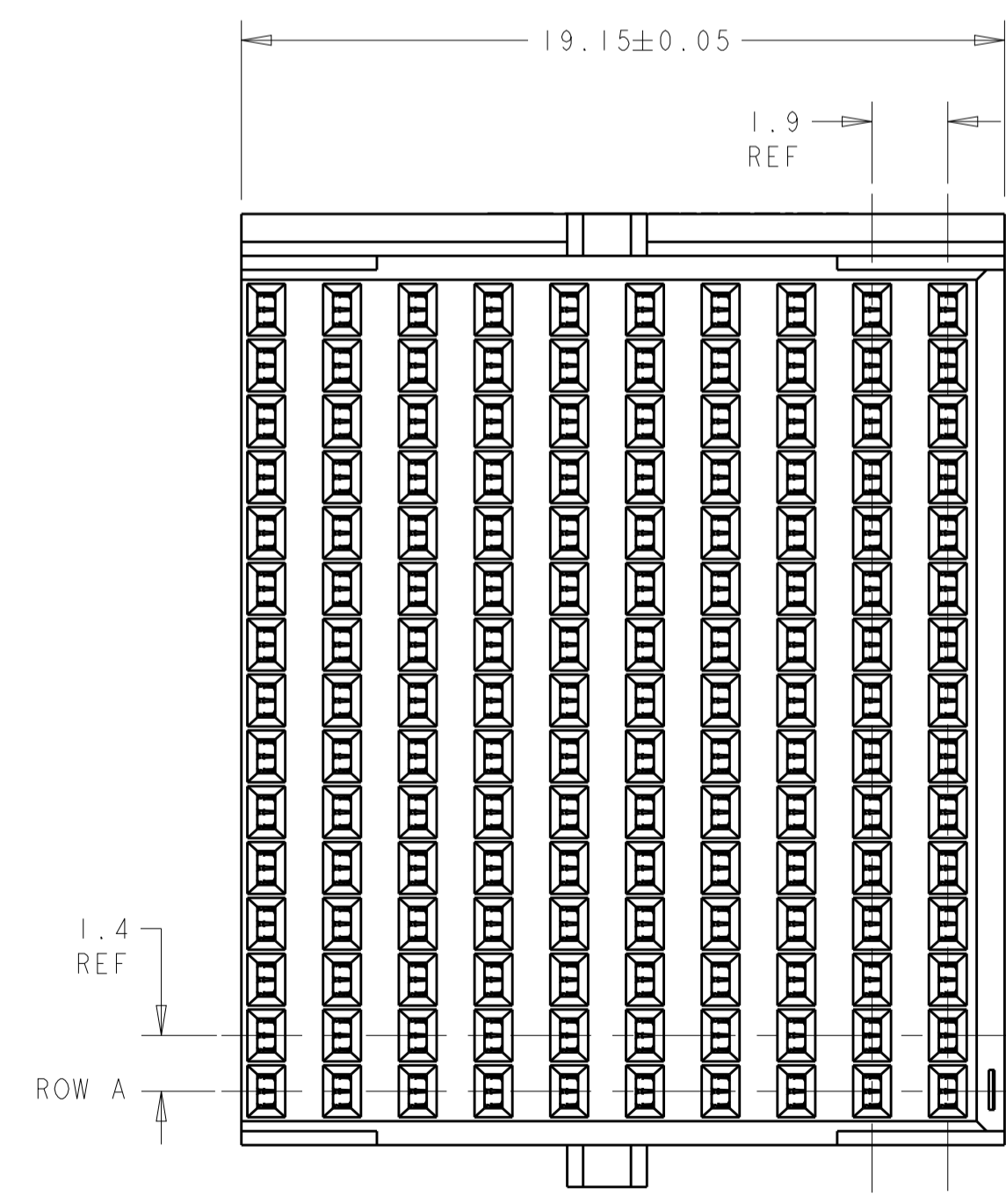
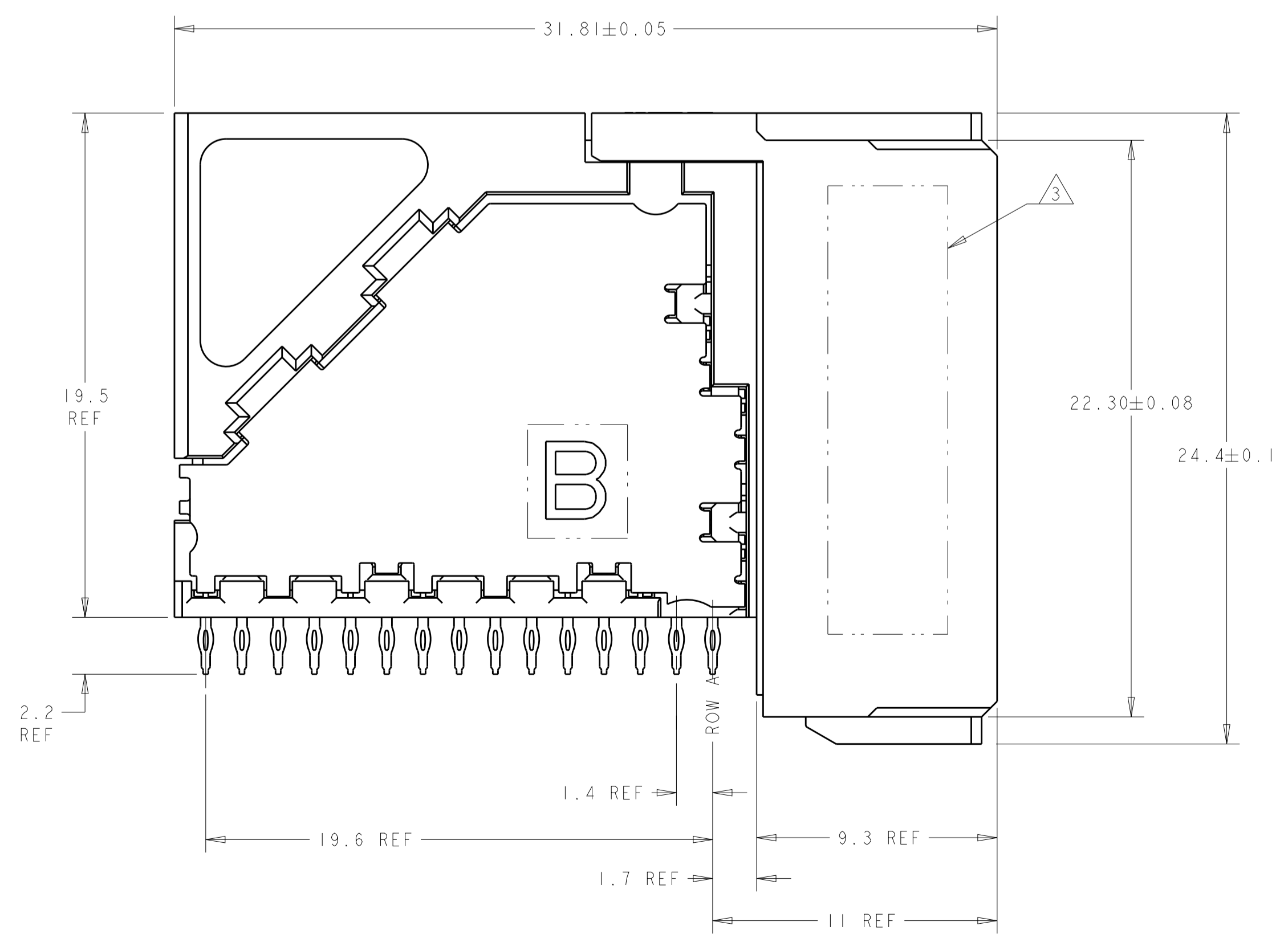
LOC	DIST	REVISIONS			
P	LTN	DESCRIPTION	DATE	DWN	APVD
D		REVISED PER ECO-13-002771	22FEB2013	KH	RP



○ = SIGNAL
 ⊗ = GROUND
 RECOMMENDED PC BOARD LAYOUT
 DAUGHTER BOARD
 COMPONENT SIDE SHOWN
 SCALE 6:1



- △ MATERIAL:
CONTACT AND SHIELD - PHOS BRONZE
HOUSING AND CHICKLET - LCP, UL 94V-0, COLOR - BLACK
- △ FINISH:
CONTACT AREA FINISH CONFORMS TO THE REQUIREMENTS OF TE PRODUCT SPECIFICATION 108-2303; BASED ON TELCORDIA GR-1217-CORE FOR SYSTEM QUALITY LEVEL III, APPLICATIONS IN CONTROLLED ENVIRONMENTS (CENTRAL OFFICE).
COMPLIANT PIN AREA - 0.5µm MIN MATTE TIN OVER 1.27µm MIN NICKEL.
SHIELD 1.27µm MIN NICKEL.
- △ CONNECTOR MARKED ON EITHER SIDE OF HOUSING WITH PART NUMBER, DATE CODE AND STANDARD IN APPROXIMATE AREA SHOWN.
- △ DIMENSION APPLIES TO CENTERLINE OF THRU HOLE.
- △ DATUMS AND BASIC DIMENSIONS ESTABLISHED BY CUSTOMER.
- 6. CONTACT AREA LUBRICATED WITH BELLCORE APPROVED LUBRICANT. TECHNICAL REFERENCE: GR-1217-CORE, ISSUE 1, NOVEMBER 1995.
- △ REFERENCE APPLICATION SPEC 114-13202 FOR RECOMMENDED PLATED THRU HOLE DIAMETER AND PLATING THICKNESSES.
- △ THE GROUNDS IN EACH COLUMN ARE COMMONED.



1934220-1
PART NUMBER

THIS DRAWING IS A CONTROLLED DOCUMENT.		DWN L. SIPE 21JUL2007	TE Connectivity NAME RECEPTACLE ASSEMBLY, 5 PAIR, 10 COLUMN
DIMENSIONS:		CHK W. DAVIS 21JUL2007	
mm	TOLERANCES UNLESS OTHERWISE SPECIFIED:	APVD R. PATTERSON 24JAN2008	PRODUCT SPEC
0 PLC ± 1 PLC ± 2 PLC ± 3 PLC ± 4 PLC ± ANGLES ±	± ± ± ± ±	APPLICATION SPEC	SIZE CAGE CODE DRAWING NO
MATERIAL	FINISH	WEIGHT	A100779C=1934220
CUSTOMER DRAWING		SCALE 6:1	SHEET 1 OF 1 REV D